



Working with folders or exporting from PatBase Express when IP verified

When accessing PatBase Express via IP verification, no user ID is necessary.

If a user is interested in working with folders or running an export, an email address needs to be provided so we can pull up the correct list of folders and/or send the export to the correct recipient.

In these cases, a user will be prompted to enter an email address and login.

Working with folders

To activate folders simply click on the *My folders* icon along the bottom of the page:



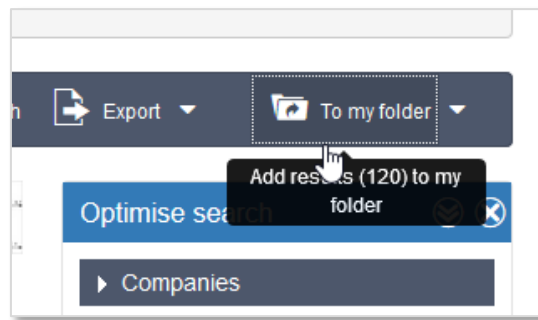
To use this feature you must now login to PatBase Express with a valid User ID.

Please enter your User ID (normally your company email address) into the box below. If you do not normally use a User ID for PatBase Express please enter your email address and one will be created for you.

User ID:

Entering your email address will retrieve the list of previously saved folders or allow you to create new folders via the folder shortcut link when reviewing results.

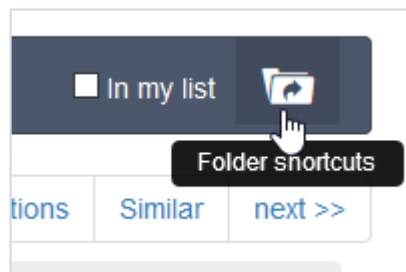
Activating an ID in PatBase Express also allows you to bulk add records to a folder:



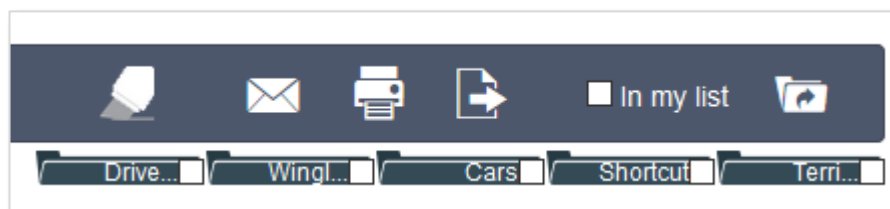
When clicking *To my folder* a list of previously saved folders will appear (if any) along with the option to create new folders.



When reviewing a results list, individual records can be added to a folder via the folder shortcuts, which can be opened via the folder shortcut link in the top right-hand corner.

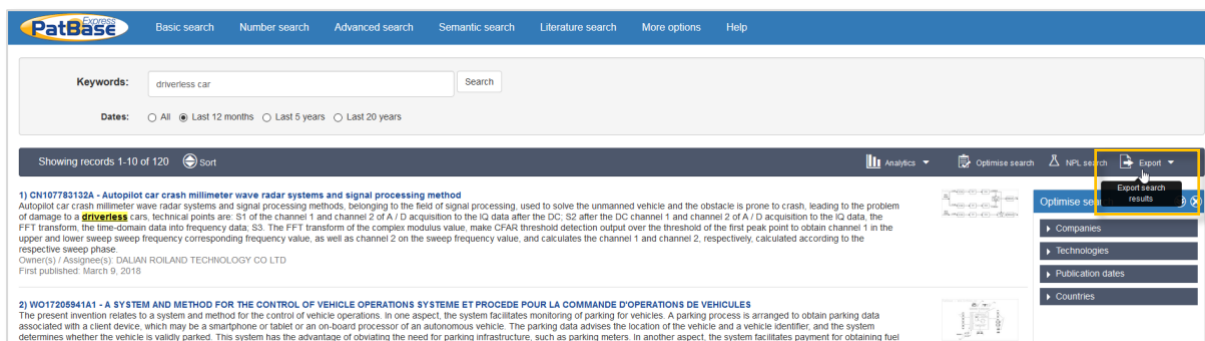


Selecting or creating the relevant folders will display these along the top of each record, simply click on the desired folder to add the record to this.



Exporting

When clicking on the export button in the top right-hand corner of the results page, you will be prompted to login by entering your email address.



To use this feature you must now login to PatBase *Express* with a valid User ID.

Please enter your User ID (normally your company email address) into the box below. If you do not normally use a User ID for PatBase *Express* please enter your email address and one will be created for you.

User ID:

Login

Once you have clicked on *Login* you will be taken to the *Export Wizard* to complete the desired export.

Please note: it is possible to export single records without logging in.

If you have any questions about working with folders or exporting from PatBase Express, contact support@minesoft.com or call us on +44 (0)20 8404 0651.